



Micro Commercial Components

Micro Commercial Components  
 20736 Marilla Street Chatsworth  
 CA 91311  
 Phone: (818) 701-4933  
 Fax: (818) 701-4939

**LS5221  
 THRU  
 LS5267**

**500 mW  
 Zener Diode  
 2.4 to 75 Volts**

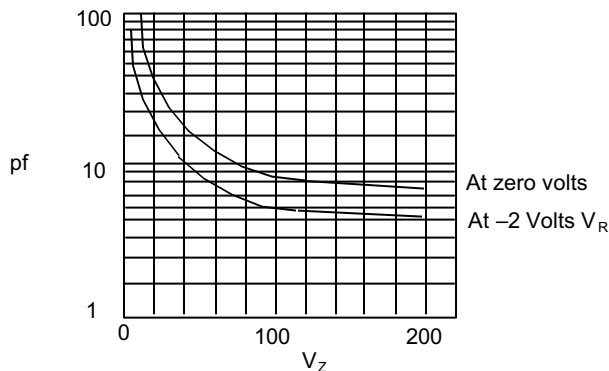
**Features**

- Lead Free Finish/RoHS Compliant(Note 1) ("P" Suffix designates RoHS Compliant. See ordering information)
- Glass Package
- High Temp Soldering: 260°C for 10 Seconds At Terminals
- Surface Mount Package
- Marking : Cathode band denotes polarity
- Outline Similar To JEDEC DO-213AA

**Maximum Ratings**

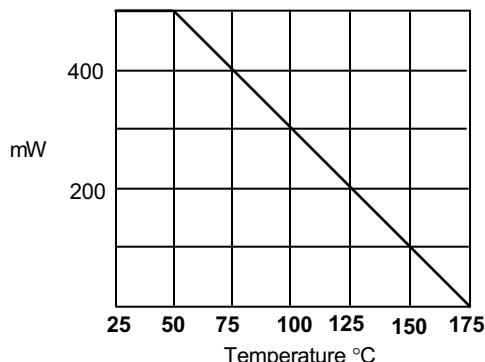
- Operating Temperature: -55°C to +175°C
- Storage Temperature: -55°C to +175°C
- 500 mWatt DC Power Dissipation
- Power Derating: 5.0mW/°C above 50°C
- Forward Voltage @ 200mA: 1.1 Volts
- Thermal Resistance : Junction to ambient Rthja=300K/W

Figure 1 - Typical Capacitance



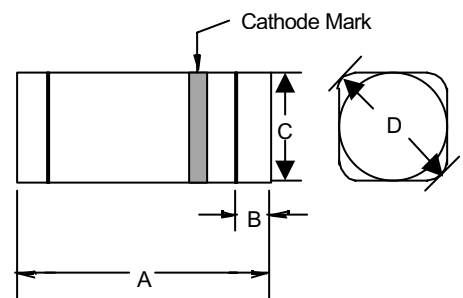
Typical Capacitance (pf) – versus – Zener voltage (V<sub>Z</sub>)

Figure 2 - Derating Curve



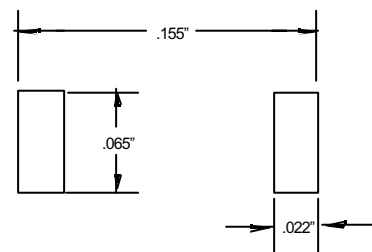
Power Dissipation (mW) - Versus - Ambient Temperature °C

**Quadro MELF**



DIM	INCHES		MM		NOTE
	MIN	MAX	MIN	MAX	
A	.130	.146	3.30	3.70	
B	.008	.016	.20	.40	
C	.055	.063	1.40	1.60	∅
D	.067		1.70		

**SUGGESTED SOLDER PAD LAYOUT**



Note:1.Lead in Glass Exemption Applied, see EU Directive Annex 5.

# LS5221 thru LS5267



Micro Commercial Components

MCC PART NUMBER	NOMINAL ZENER VOLTAGE $V_Z$ @ $I_{ZT}$ VOLTS	TEST CURRENT $I_{ZT}$ mA	MAXIMUM ZENER IMPEDANCE 'B' SUFFIX ONLY		MAXIMUM REVERSE LEAKAGE CURRENT		MAX. ZENER VOLTAGE TEMP COEFFICIENT 'B' SUFFIX ONLY % / °C
			$Z_{ZT}$ @ $I_{ZT}$	$Z_{ZK}$ @ $I_{ZK} = 0.25mA$	$I_R$ @ $V_R$	$V_R$	
			OHMS	OHMS	$\mu A$	VOLTS	
LS5221	2.4	20	30	1200	100	1.0	-0.085
LS5222	2.5	20	30	1250	100	1.0	-0.085
LS5223	2.7	20	30	1300	75	1.0	-0.080
LS5224	2.8	20	30	1400	75	1.0	-0.080
LS5225	3.0	20	29	1600	50	1.0	-0.075
LS5226	3.3	20	28	1600	25	1.0	-0.070
LS5227	3.6	20	24	1700	15	1.0	-0.065
LS5228	3.9	20	23	1900	10	1.0	-0.060
LS5229	4.3	20	22	2000	5.0	1.0	$\pm 0.055$
LS5230	4.7	20	19	1900	5.0	2.0	$\pm 0.030$
LS5231	5.1	20	17	1600	5.0	2.0	$\pm 0.030$
LS5232	5.6	20	11	1600	5.0	3.0	+0.038
LS5233	6.0	20	7.0	1600	5.0	3.5	+0.038
LS5234	6.2	20	7.0	1000	5.0	4.0	+0.045
LS5235	6.8	20	5.0	750	3.0	5.0	+0.050
LS5236	7.5	20	6.0	500	3.0	6.0	+0.058
LS5237	8.2	20	8.0	500	3.0	6.5	+0.062
LS5238	8.7	20	8.0	600	3.0	6.5	+0.065
LS5239	9.1	20	10	600	3.0	7.0	+0.068
LS5240	10	20	17	600	3.0	8.0	+0.075
LS5241	11	20	22	600	2.0	8.4	+0.076
LS5242	12	20	30	600	1.0	9.1	+0.077
LS5243	13	9.5	13	600	0.5	9.9	+0.079
LS5244	14	9.0	15	600	0.1	10	+0.082
LS5245	15	8.5	16	600	0.1	11	+0.082
LS5246	16	7.8	17	600	0.1	12	+0.083
LS5247	17	7.4	19	600	0.1	13	+0.084
LS5248	18	7.0	21	600	0.1	14	+0.085
LS5249	19	6.6	23	600	0.1	14	+0.086
LS5250	20	6.2	25	600	0.1	15	+0.086
LS5251	22	5.6	29	600	0.1	17	+0.087
LS5252	24	5.2	33	600	0.1	18	+0.088
LS5253	25	5.0	35	600	0.1	19	+0.089
LS5254	27	4.6	41	600	0.1	21	+0.090
LS5255	28	4.5	44	600	0.1	21	+0.091
LS5256	30	4.2	49	600	0.1	23	+0.091
LS5257	33	3.8	58	700	0.1	25	+0.092
LS5258	36	3.4	70	700	0.1	27	+0.093
LS5259	39	3.2	80	800	0.1	30	+0.094
LS5260	43	3.0	93	900	0.1	33	+0.095
LS5261	47	2.7	105	1000	0.1	36	+0.095
LS5262	51	2.5	125	1100	0.1	39	+0.096
LS5263	56	2.2	150	1300	0.1	43	+0.096
LS5264	60	2.1	170	1400	0.1	46	+0.097
LS5265	62	2.0	185	1400	0.1	47	+0.097
LS5266	68	1.8	230	1600	0.1	52	+0.097
LS5267	75	1.7	270	1700	0.1	56	+0.098

NOTE 1: Table as shown lists type numbers, which indicate a tolerance of  $\pm 20\%$  with guaranteed limits on only  $V_Z$ ,  $I_R$ , and  $V_F$ . Devices with guaranteed limits on all six parameters are indicated by suffix "A" for  $\pm 10\%$ , "B" for  $\pm 5\%$ , "C" for  $\pm 2\%$ , and "D" for  $\pm 1\%$  tolerance

NOTE 2: The electrical characteristics are measured after allowing the device to stabilize for 20 seconds.

NOTE 3: Temperature coefficient ( $\hat{a}_{VZ}$ ). Test conditions for temperature coefficient are as follows:

- $I_{ZT} = 7.5mA$ ,  $T_1 = 25^\circ C$ ,  $T_2 = 125^\circ C$  (LS5221 thru LS5242)
- $I_{ZT} = \text{Rated } I_{ZT}$ ,  $T_1 = 25^\circ C$ ,  $T_2 = 125^\circ C$  (LS5243 thru LS5267)

Device to be temperature stabilized with current applied prior to reading breakdown voltage at the specified ambient temperature.



Micro Commercial Components

## Ordering Information

Device	Packing
(Part Number)-TP	Tape&Reel;2.5Kpcs/Reel

### \*\*\*IMPORTANT NOTICE\*\*\*

*Micro Commercial Components Corp.* reserves the right to make changes without further notice to any product herein to make corrections, modifications, enhancements, improvements, or other changes. *Micro Commercial Components Corp.* does not assume any liability arising out of the application or use of any product described herein; neither does it convey any license under its patent rights, nor the rights of others. The user of products in such applications shall assume all risks of such use and will agree to hold *Micro Commercial Components Corp.* and all the companies whose products are represented on our website, harmless against all damages.

### \*\*\*APPLICATIONS DISCLAIMER\*\*\*

Products offer by *Micro Commercial Components Corp.* are not intended for use in Medical, Aerospace or Military Applications.

[www.mccsemi.com](http://www.mccsemi.com)